



Success with Louisiana Energy Code

Techtips for Builders/Trades & Code Officials

PLUMBING







PLUMBING TECH TIPS

The numbered steps in the Tech Tips correspond with the numbered items on the Job Complete Checklist. These tips are useful to explain code requirements to builders and trades when completing on-site inspections.

1. Cut all holes cleanly and no more than 1" larger than the penetrating object.




1. Cut all holes cleanly and no more than 1" larger than the penetrating object.



2. Air seal all penetrations between conditioned and unconditioned spaces. Use fire-rated sealants where applicable.



2. Air seal all penetrations between conditioned and unconditioned spaces. Use fire-rated sealants where applicable.






PLUMBING TECH TIPS

The numbered steps in the Tech Tips correspond with the numbered items on the Job Complete Checklist. These tips are useful to explain code requirements to builders and trades when completing on-site inspections.

3. For walls that will not have an interior finish and are separating conditioned and unconditioned spaces, insulate wall cavities and install an interior air barrier. **RECOMMENDED: RIGID AIR BARRIER**



3. For walls that will not have an interior finish and are separating conditioned and unconditioned spaces, insulate wall cavities and install an interior air barrier. **RECOMMENDED: RIGID AIR BARRIER**

